





MAN0566 NEW

Mini-ITX SBC with LGA1700 Socket 14th/13th/12th Gen Intel® Core™ Processor, Intel® Q670E/R680E/H610E/H610, 2 HDMI, DisplayPort++, eDP, 2 GbE LAN, and HD Audio



▲ Side view



▲ Rear view



Features

- LGA1700 socket 14th/13th/12th Gen Intel® Core™ i9/i7/i5/i3 processor
- Intel® Q670E/R680E/H610E/H610 chipset
- 2 DDR4 SO-DIMM for up to 64GB or 2 DDR5 SO-DIMM for up to 96GB of memory
- 4 USB 3.2 and 4 USB 2.0
- 4 COM ports
- 2 SATA-600 and 1 M.2 Key M 2280
- 1 PCIe x16, 1 M.2 Key E 2230, and 1 M.2 Key B 3052/3042

Specifications

Core System

CPU	LGA1700 socket 14th/13th/12th Gen Intel® Core™ i9/i7/i5/i3 or Celeron® processor (up to 65W)
System Memory	2 x 260-pin DDR4-3200 SO-DIMM, up to 64GB (PCB: V.A) 2 x 262-pin DDR5-5600 SO-DIMM, up to 96GB (PCB: V.B)
Chipset	Intel® Q670E/R680E/H610E/H610
BIOS	AMI
SSD	1 x M.2 Key M 2280 with support for NVMe
Watchdog Timer	255 levels, 1 to 255 sec.
Expansion Interface	1 x PCIe x16 1 x M.2 Key E 2230 1 x M.2 Key B 3052/3042 (STD SKU only supports V.A of Q670E/R680E and V.B of R680E)
Battery Lithium	Lithium 3V/220mAH
Power Input	24+8-pin ATX connector Supports AT mode auto power-on

Display

Chipset	Intel® UHD Graphics 700 series engine
Memory Size	Share system memory
Display Interface	1 x DisplayPort++ (This feature only supports all SKUs of V.A and the R680E SKU of V.B.) 1 x eDP 2 x HDMI

I/O

SATA	2 x SATA-600
Hardware Monitoring	Detect CPU/system temperature, voltage, and fan speed
Ethernet	2 x 10/100/1000/2500 Mbps Ethernet with Intel® I226-LM and with wake-on-LAN and PXE Boot ROM supported (Q670E/R680 SKUs of V.A and R680E SKU of V.B.) 2 x 10/100/1000/2500 Mbps Ethernet with Intel® I226-V and with wake-on-LAN and PXE Boot ROM supported (H610E SKU of V.A and Q670E/H610 SKUs of V.B)
Audio	HD Codec audio as MIC-in/Line-out with Realtek ALC888S
USB	4 x USB 3.2 4 x USB 2.0
Serial	2 x RS-232/422/485 and 2 x RS-232/422/485 (internal) (for DDR4 version) 2 x RS-232/422/485 and 2 x RS-232 (internal) (for DDR5 version)
TPM	Onboard TPM 2.0 or fTPM (TPM only supports all SKUs of V.A and the R680E SKU of V.B.)
Digital I/O	8-channel programmable input/output

Mechanical and Environmental

Dimensions	170 x 170 mm
Board Thickness	1.6 mm
Operating Temperature	0°C to +60°C (+32°F to +140°F)
Relative Humidity	10% to 95% relative humidity, non-condensing

Packing List

I/O bracket

Ordering Information

Standard

MANO566-Q670E-S (P/N: E38M566100)	Mini-ITX SBC with LGA1700 socket 14th/13th/12th Gen Intel® Core™ processor, Intel® Q670E, 2 HDMI, DisplayPort++, eDP, 2 GbE LAN, HD audio, and bulk packing
MANO566-H610E-S (P/N: E38M566101)	Mini-ITX SBC with LGA1700 socket 14th/13th/12th Gen Intel® Core™ processor, Intel® H610E, 2 HDMI, DisplayPort++, eDP, 2 GbE LAN, HD audio, and bulk packing
MANO566-H610-S5 (P/N: E38M566104)	Mini-ITX SBC with LGA1700 socket 14th/13th/12th Gen Intel® Core™ processor, Intel® H610, DDR5, 2 HDMI, eDP, 2 GbE LAN, HD audio, fTPM, and bulk packing
MANO566-Q670E-S5 (P/N: E38M566103)	Mini-ITX SBC with LGA1700 socket 14th/13th/12th Gen Intel® Core™ processor, Intel® Q670E, DDR5, 2 HDMI, eDP, 2 GbE LAN, HD audio, and bulk packing
MANO566-R680E-S5 (PN: E38M566105)	Mini-ITX SBC with LGA1700 14th/13th/12th Gen Intel® Core™ processor, Intel® R680E, DDR5, 2 HDMI, DisplayPort++, eDP, 2 GbE LAN, HD audio, and bulk packing

Optional

594E8422800E	DDR4-V.A use/cable USB 2.0 x 2/HS2 x 5P P2.0 with BKT L = 18 cm
591000018100	DDR5-V.B use/cable USB 2.0 x 2/HS10 P2.0 180 mm with BKT
59384500200E	COM port x 2 cable with BKT P = 2.0 L = 250 mm
713000001400	RGD3219-50-003 cooler 2U LGA_1700
505000001000	LGA1700 cooler 1U 4500RPM