



## DLF6500-ANU / DLH6500-ANU V1 65" TFT LCD, LED Backlight 2000nits, UHD(3840x2160)

The DLF/DLH6500-ANU is a 65 inch industrial grade sunlight readable LCD, with high brightness 2000 nits and high color saturation, it produce sharp images, crisp text and lifelike colors. The Durapixel LED backlight technology ensures high reliability and low power consumption, suitable for outdoor application, kiosk, factory automation, military, transportation and gaming application.

### Key Features

- High Brightness 2000 nits
- Sunlight Readable
- LED Backlight
- Low Power Consumption
- Slim Bezel
- BL MTBF: 100,000 hours



### Specifications

<b>Model Name</b>	<b>DLF6500-ANU / DLH6500-ANU V1</b>
<b>Description</b>	65" TFT LCD, LED Backlight 2000 nits, UHD (3840x2160)
<b>Screen Size</b>	65"
<b>Display Area (mm)</b>	1428.48(H) x 803.52(V)
<b>Brightness</b>	2000 cd/m <sup>2</sup>
<b>Resolution</b>	3840x2160
<b>Aspect Ratio</b>	16 : 9
<b>Contrast Ratio</b>	6500 : 1
<b>Pixel Pitch (mm)</b>	0.372(H) x 0.372(V)
<b>Pixel Per Inch (PPI)</b>	67
<b>Viewing Angle</b>	178°(H),178°(V)
<b>Color Saturation (NTSC)</b>	79%
<b>Display Colors</b>	1.07G
<b>Response Time (Typical)</b>	8ms
<b>Panel Interface</b>	V-by-One
<b>AD Board Input Interface</b>	VGA, DVI-D, HDMI, DP
<b>AD Board Input Power</b>	DC12V (DC24V optional)
<b>Power Consumption</b>	361W, (366W with AD Board)
<b>OSD Key</b>	5 Keys (Power Switch, Menu, +, -)
<b>OSD Control</b>	Brightness, Color, Contrast, Auto Turing, H/V Position...etc
<b>Dimensions (mm)</b>	1471 x 846 x 54.5
<b>Bezel Size(U/B/L/R)</b>	19.3/19.3/19.3/19.3 mm
<b>Weight (Net)</b>	29.5kg
<b>Operating Temperature</b>	0 °C ~ 50 °C
<b>Storage Temperature</b>	-20 °C ~ 60 °C

**DLF**= Panel + LED Driving Board

**DLH**= Panel + LED Driving Board + AD Control Board

*Specifications are subject to change without notice.*

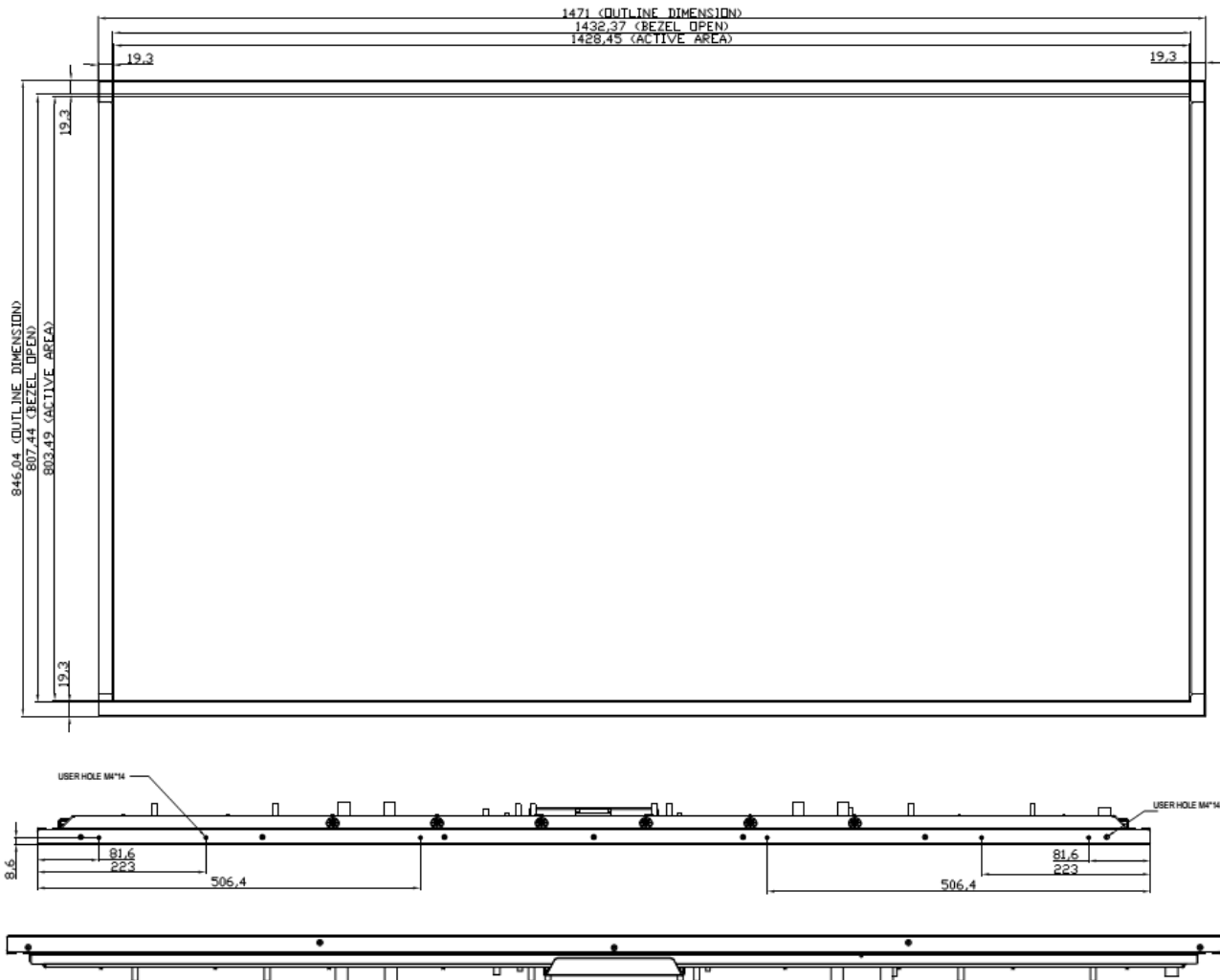
*All brands or product names are trademarks or registered trademarks of their respective companies.*



## Mechanical Drawing

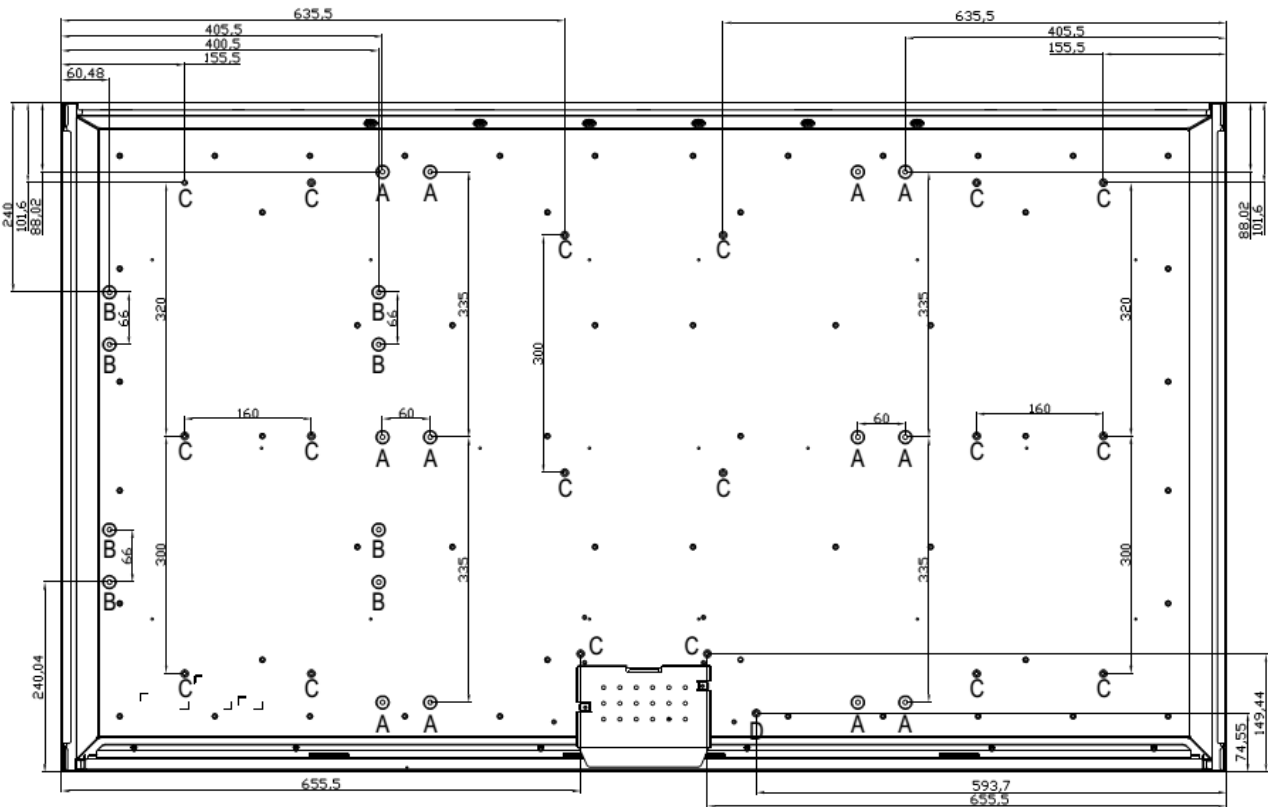
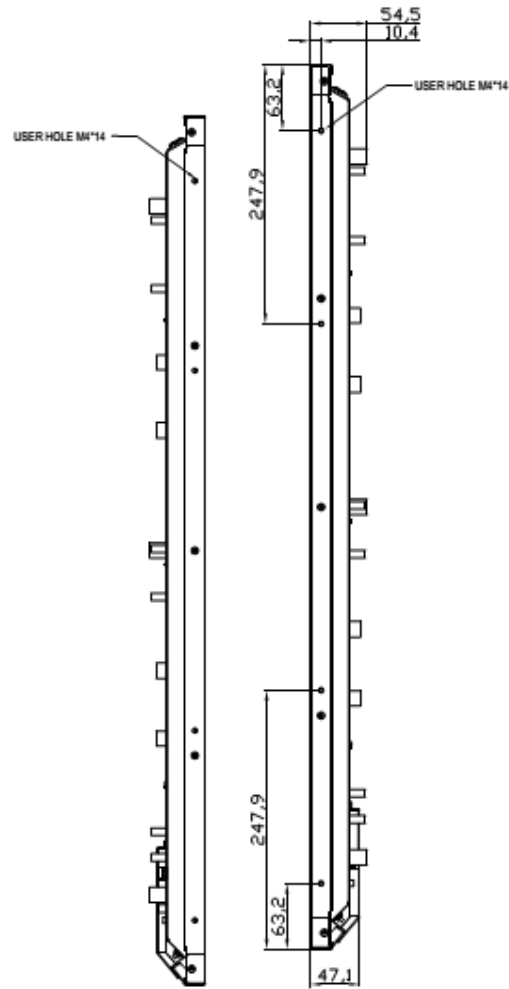
### Outline Dimensions

Unit: mm



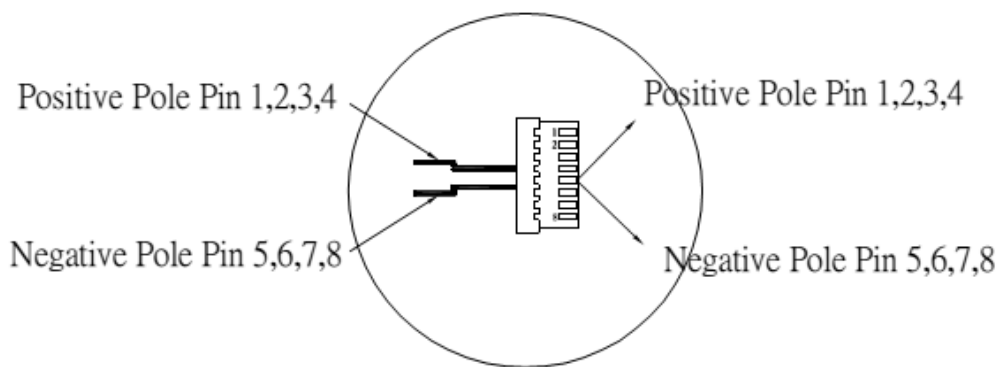
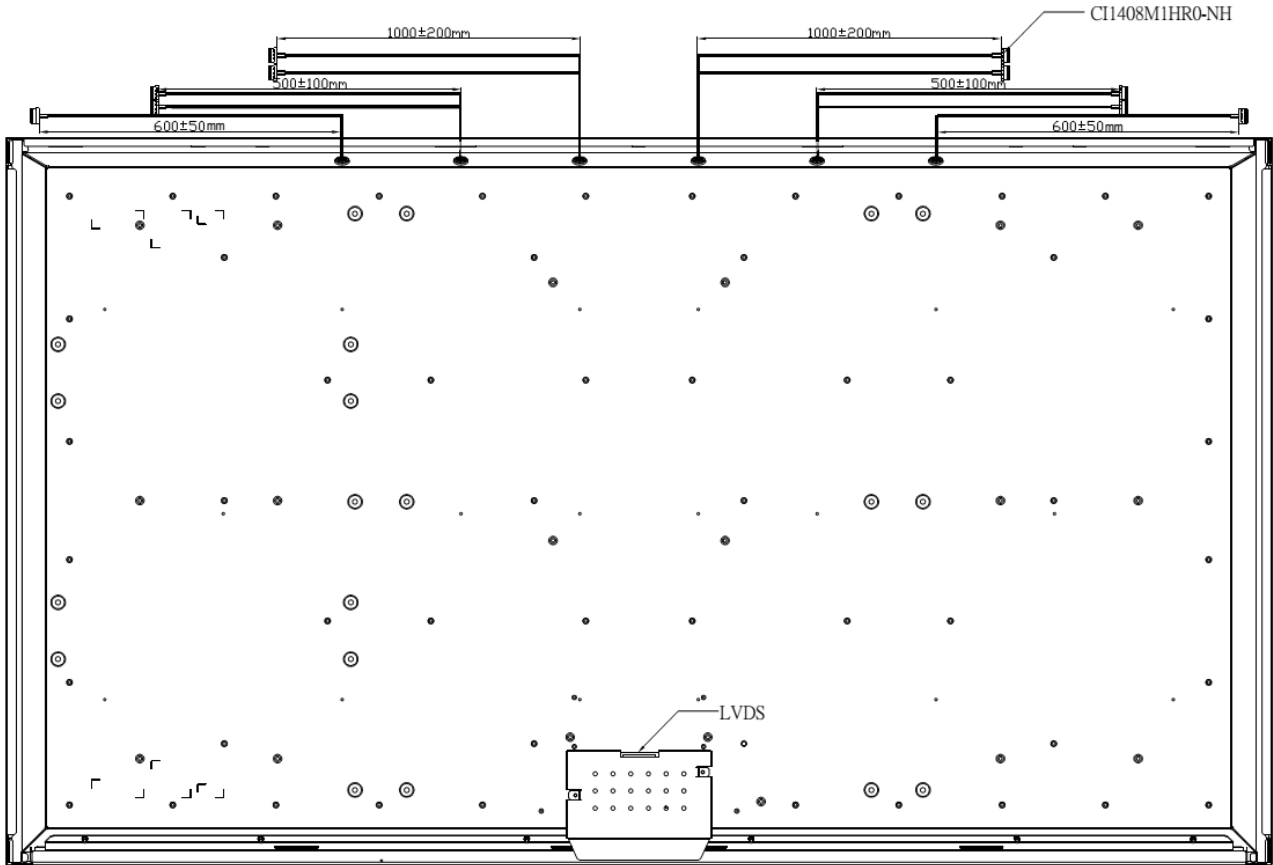
Note :

1. GENERAL TOLERANCE:  $\pm 3.0$  mm
2. ALLOW ED DEPTH OF USERHOLE SCREW INSERTION IS 4.0mm MAX.





ITEM	TAP	MAX. DEPTH (mm)
A	M6	17.0
B	M6	10.5
C	M4	15.5
D	M4	8.5





**Ordering Information**

Part Number	Description
<b>DLF6500-ANU-A01</b>	65",2000nits,UHD,LID65A,2in1,V1
<b>DLH6500-ANU-M01</b>	65",2000nits,UHD,LID65A,AD9131GDHP,AC100~240V,2in1,V1

**Optional Accessories**

Part Number	Description
<b>810618301010</b>	CABLE.POWER.AC.1830mm USA type
<b>810618301090</b>	CABLE,POWER,AC,1830mm Europe type
<b>810618301050</b>	CABLE.POWER.AC.1830mm UK type
<b>810618301170</b>	CABLE.POWER,AC,1830mm Australia type
<b>810618301031</b>	CABLE.POWER.AC.1830mm Japan type

**By Customer Request**

<b>Touch</b>	PCT (Multi-Touch)
<b>Glass</b>	Tempered glass, AR coating.....